



4-H Reel Into Sport Fishing

For County Level Competitions



A Cooperative Extension Program,
University of Arkansas at Pine Bluff,
United States Department of Agriculture
and County Governments Cooperating



4-H Reel Into Sport Fishing

A Guide to O-Rama Activity

For County Level Competitions

Revised 2007 by
George Selden
Extension Specialist - Aquaculture/Fish Health
Department of Aquaculture and Fisheries
University of Arkansas at Pine Bluff
Original text by John R. Jackson, Ph.D.

Table of Contents

Goals and Objectives	1
Fishing Knots	2
Fish Identification	4
Fishing Tackle	5
Fish Habitat	6
4-H Reel into Sport Fishing Score Sheet	7
Key	8

Editing, layout and design by
Debbie Archer
Communications Specialist - Section Leader
University of Arkansas at Pine Bluff

Cover design and illustrations by
Ariston Jacks
Communications Specialist - Graphic Artist
University of Arkansas at Pine Bluff

Goals and Objectives

The activities associated with “4-H Reel into Sport Fishing” are designed to generate excitement and interest in fishing. A basic knowledge of fishing techniques, tackle, fish identification and fish habitat are keys to having a successful and enjoyable time catching fish. Through the activities in this booklet, county level participants will be given an opportunity to show their knowledge and skills in knot tying, fish and tackle identification (juniors and seniors) and fish habitat (seniors only). 4-H’ers will also have opportunities to ask questions and learn about educational and career opportunities in the fields of fisheries management and aquatic sciences.

Attention: 4-H’ers participating in county O-Ramas may use this booklet. Regional and State O-Rama participants will use the level one 4-H Sport Fishing Project Activity Guide, *Take the Bait*. This book is available from the National 4-H Cooperative Curriculum System website, www.n4hccs.org.

Objectives:

- Targeted life skills: responsible citizenship, healthy lifestyle choices and environmental education.
- Create interest in recreational fishing.
- Improve knowledge of fishing techniques and fish habitat.
- Introduce educational and career opportunities in the fields of fisheries management and aquatic sciences.

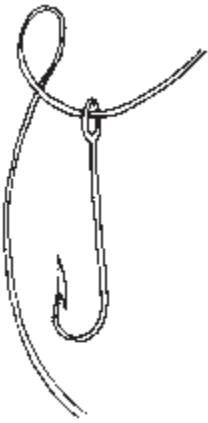
Information regarding fish identification, fish habitat, knot tying and tackle identification can be found in *Beginner’s Fishing Guide*, published by the Arkansas Game and Fish Commission. Further information on fish identification, fish anatomy and fish habitat can be found in the *Arkansas Sport Fish Identification Pocket Guide*, also published by the Arkansas Game and Fish Commission. Both publications are available from the Arkansas Game and Fish Commission, Aquatic Resources Education Program, 1-877-676-6963.

Adult and teen volunteer leaders are encouraged to attend the 4-H Fishing Education Workshop offered annually. Check with the Events Calendar for time and contact information

Fishing Knots

Each participant will be required to tie each of the following knots using a piece of string (10 points each).


Improved Cinch Knot




1. Thread the line through the eye of the hook.



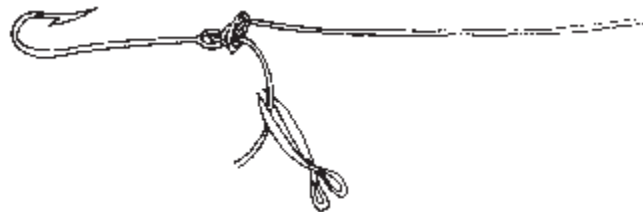
2. Roll the hook in your fingers until the line crosses itself 5 times.



3. Pass the tail end of the line through the hole nearest the eye of the hook.

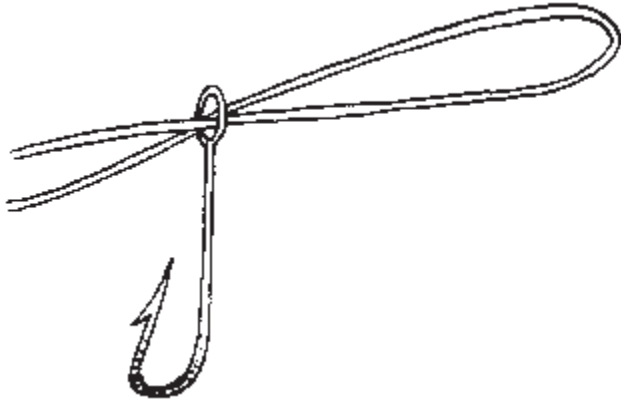


4. Pass the tail end of the line through the big loop.

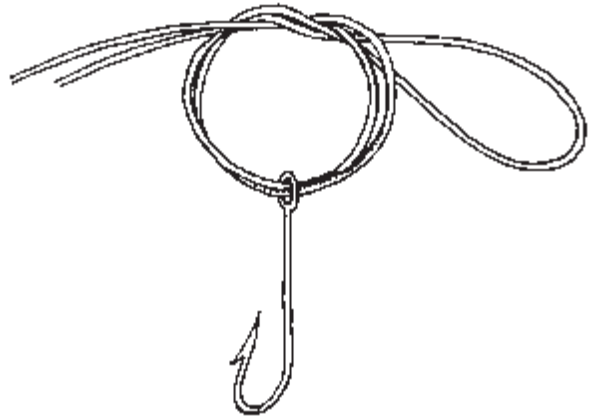


5. Wet the line to allow it to slip and tighten easily.
6. Grasp the hook firmly in your fingers, and pull the line to form the knot.
7. Cut the excess line near the knot.


Palamar Knot



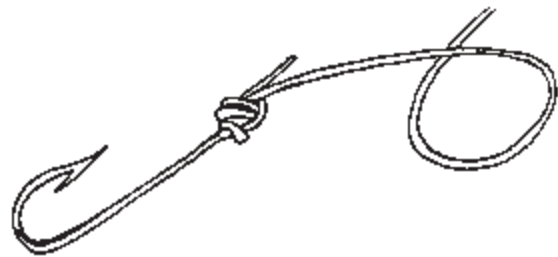
1. Double about 6 inches of line and pass the loop through the eye of the hook.



2. Let the hook hang loose and tie an overhand knot in the double line.



3. Pull the loop of the line far enough so that you can pass it over the hook.



4. Wet the line to allow it to slip and tighten easily.
5. Pull both ends of the line tight.
6. Cut the excess line near the knot.

Fish Identification

Participants will be required to identify common Arkansas fish species (large-mouth bass, white crappie, channel catfish, bluegill, rainbow trout, redear sunfish, white bass, blue catfish and flathead catfish) from pictures or live specimens.

Practice exercise directions: Connect the fish name to its picture with a line (5 points for each correct answer).

1. Largemouth Bass

A



2. White Crappie

B



3. Channel Catfish

C



4. Bluegill

D



5. Rainbow Trout

E

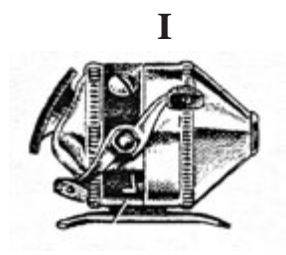
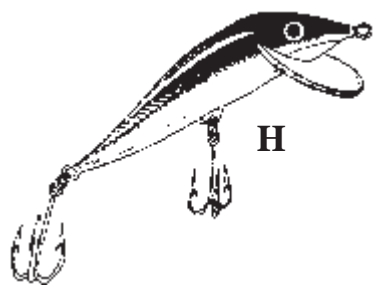
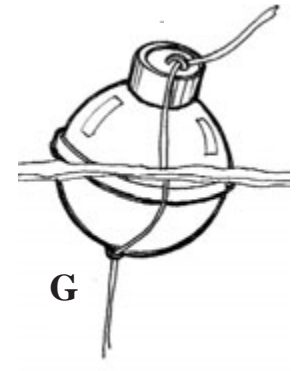
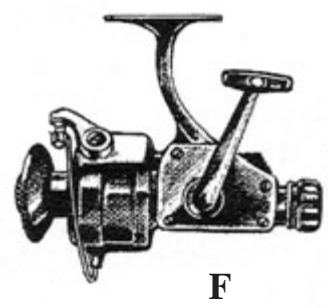
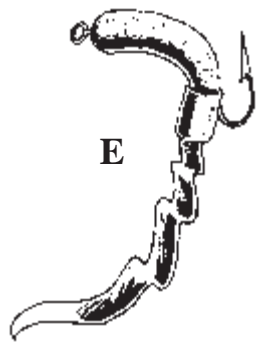
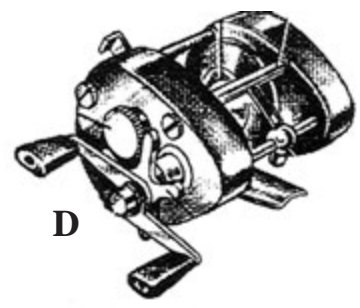
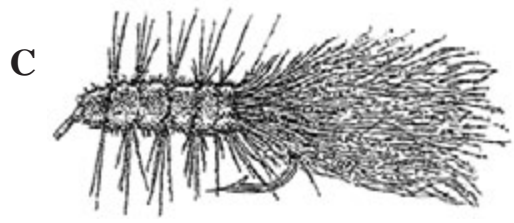
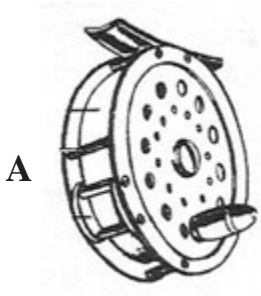


All pictures courtesy of U.S. Fish and Wildlife Service, National Conservation Training Center – Publications and Training Materials, Creator – Duane Raver.

Fishing Tackle Identification

Participants will be required to identify common fishing tackle. Practice exercise directions: Match the fishing tackle by placing the correct letter next to the drawing (5 points for each correct answer).

1. Jig _____
2. Spinning Reel _____
3. Spinner Bait _____
4. Bait Cast Reel _____
5. Crank Bait _____
6. Bobber or Float _____
7. Spin Cast Reel _____
8. Plastic Worm _____
9. Fly Reel _____
10. Artificial Fly _____



Some pictures are reprinted from Level 3 Sportfishing Project Activity Guide, *Cast Into the Future*, with permission of the National 4-H Cooperative Curriculum System, Inc. ©(2005) 4-HCCS.

Some pictures are reprinted courtesy of the Recreational Boating and Fishing Foundation.

Fish Habitat

Directions: Match the fish species to its habitat by placing the correct letter next to the fish name (10 points for each correct answer).

1. Largemouth Bass _____
2. White Crappie _____
3. Channel Catfish _____
4. Bluegill _____
5. Rainbow Trout _____

- A. This fish is found in cold-water streams and deep, cool reservoirs. It is often found behind rocks and fallen trees to keep out of the strong current, or in deep holes. It prefers water temperatures that range from 55-62° F, and will start to die at temperatures above 70°F. This fish can be caught using earthworms, wax worms, minnows, whole kernel corn, salmon eggs, artificial flies, small crankbaits, jugs and spinners.
- B. This fish is found in lakes, ponds and streams. It prefers waters with submerged vegetation, flooded timber and brush. It prefers water temperatures that range from 68-78°F. This popular game fish can be caught using a variety of live bait (crayfish, earthworms, minnows) and artificial lures (spinner baits, crankbaits, plastic worms).
- C. This fish is found in lakes and slow-moving streams. It is found near drop-offs, stumps and brush. It prefers water temperatures that range between 70-75°F. It is often found in schools and is easily caught in the spring with jigs, small spinner baits or minnows.
- D. This fish is found in rivers, lakes and ponds. It spawns in cavities in hollow logs and holes in undercut banks. This popular fish can be caught with a variety of baits, including worms, cutbait, liver, stink bait and minnows. It prefers water temperatures between 75-80°F. This fish does not have any scales.
- E. This popular sport fish is found in lakes and ponds. It is often found near vegetation or other structure. It spawns in colonies every 28 days in shallow water that is between 67-70°F, and its preferred temperature ranges between 75-80°F. It can be caught with worms, crickets, small jigs and small spinner baits. This fish is also called a “bream.”

4-H Reel Into Fishing Score Sheet

Fishing Knots

Juniors and Seniors: Maximum Points = 10 points/knot = 20 points
Score _____

Fish Identification

Juniors and Seniors: Maximum Points = 5 points/fish = 25 points
Score _____

Fishing Tackle Identification

Juniors and Seniors: Maximum Points = 5 points each = 50 points
Score _____

Fish Habitat

Seniors Only: Maximum Points = 10 points each = 50 points
Score _____

Grand Total Points _____

Total possible points - 95 (Juniors) and 145 (Seniors)

Name _____

Address _____

County _____

Region (circle one) NE NW SE SW

Junior or Senior (circle one)

Date _____

Key

Fish Identification

- 1) C
- 2) E
- 3) A
- 4) B
- 5) D

Fish Tackle

- | | |
|------|-------|
| 1) J | 6) G |
| 2) F | 7) I |
| 3) B | 8) E |
| 4) D | 9) A |
| 5) H | 10) C |

Fish Habitat

- 1) B, page 20 – *Beginner’s Fishing Guide*
- 2) C, page 9 – *Beginner’s Fishing Guide*
- 3) D, page 17 – *Beginner’s Fishing Guide*
- 4) E, page 13 – *Beginner’s Fishing Guide*
- 5) A, page 4 – *Beginner’s Fishing Guide*

What Is 4-H Work?

4-H work is that part of the program of the Cooperative Extension System of the University of Arkansas which serves youth. Young people between the ages of 5 and 19 organize themselves into a 4-H club with their own officers, adult leaders and local programs. The primary purpose of 4-H work is to develop in boys and girls leadership, initiative, citizenship and character, and to teach them certain subject matter.

The 4-H Club Pledge

I pledge:

my Head to clearer thinking,
my Heart to greater loyalty,
my Hands to larger service,
my Health to better living,
for my club, my community
my country and my world.

The 4-H Club Motto

To Make the Best Better.

The 4-H Club Emblem



The 4-H emblem is a four-leaf clover with the letter “H” on each leaf. The four “H’s” stand for Head, Heart, Hands and Health.

The 4-H Club Colors

GREEN: Nature’s most common color is emblematic of springtime, life and youth.
WHITE: Symbolizes purity and high ideals.

This publication was provided to you through the Cooperative Extension System of the University of Arkansas, represented in your county by your county Extension agents.



4-H is the youth development program of the Cooperative Extension System,
University of Arkansas.

Issued in furtherance of Extension work, Act of September 29, 1977, in cooperation with the U.S. Department of Agriculture, Dr. Jacquelyn W. McCray, Dean/Director, 1890 Research and Extension Programs, Cooperative Extension Program, University of Arkansas at Pine Bluff. The Arkansas Cooperative Extension Program offers its programs to all eligible persons regardless of race, color, national origin, religion, gender, age, disability, marital or veteran status, or any other legally protected status, and is an Affirmative Action/Equal Opportunity Employer.

S207-PD-7-07RV